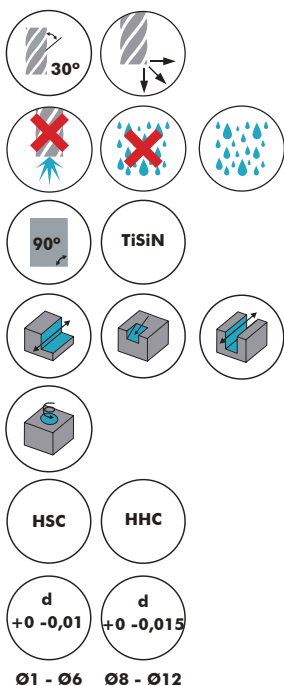


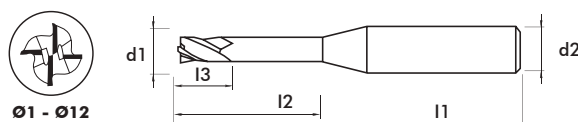
## Fresa metal duro 4 labios larga < 70 HRC

4 Fluted solid carbide end mill long < 70 HRC



Fresa de metal duro de 4 labios larga con cuello rebajado, con corte al centro y recubrimiento TiSiN, ángulo de hélice de 30°. Especialmente diseñada para materiales endurecidos hasta 70 HRC. Adecuada para mecanizado en seco y HSC.

4 Fluted cutting to centre solid carbide end mill with TiSiN coating and 30° helix angle. Specially designed to machine high hardened materials up to HRC 70. Suitable for dry cutting and high speed cutting (HSC).



Ref.	d1	d2	l1	l2	l3	z
401010200	1,0	4	45	3	1,5	4
401010210	1,0	4	45	4	1,5	4
401010220	1,0	4	45	6	1,5	4
401010230	1,0	4	45	8	1,5	4
401015200	1,5	4	45	4	2,3	4
401015210	1,5	4	45	6	2,3	4
401015220	1,5	4	45	8	2,3	4
401015230	1,5	4	45	10	2,3	4
401020200	2,0	4	45	6	3,0	4
401020210	2,0	4	45	8	3,0	4
401020220	2,0	4	45	10	3,0	4
401020230	2,0	4	45	12	3,0	4
401020240	2,0	4	50	16	3,0	4
401030200	3,0	6	50	8	4,5	4
401030210	3,0	6	50	10	4,5	4
401030220	3,0	6	50	12	4,5	4
401030230	3,0	6	60	16	4,5	4
401030240	3,0	6	60	20	4,5	4
401040200	4,0	6	50	10	6,0	4
401040210	4,0	6	50	12	6,0	4
401040220	4,0	6	60	16	6,0	4
401040230	4,0	6	60	20	6,0	4
401040240	4,0	6	65	25	6,0	4
401050200	5,0	6	70	30	8,0	4
401060200	6,0	6	70	30	9,0	4
401080200	8,0	8	80	30	12,0	4
401100200	10,0	10	100	35	15,0	4
401120200	12,0	12	110	40	18,0	4

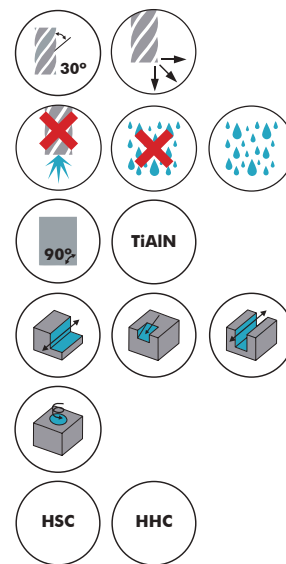
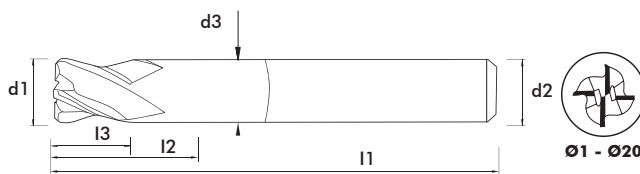
Condiciones de corte | Cutting data pag. 153

## Fresa metal duro 4 labios <70 HRC

4 Fluted solid carbide end mill <70 HRC

Fresa de metal duro de 4 labios, con corte al centro y recubrimiento AlTiN y ángulo de hélice de 30°. Especialmente diseñada para materiales endurecidos hasta 70 HRC. Adecuada para mecanizado en seco y HSC.

4 Fluted cutting to centre solid carbide end mill with AlTiN coating and 30° helix angle. Specially designed to machine high hardened materials up to HRC 70. Suitable for dry cutting and high speed cutting (HSC).



- HG
- STEEL <55 HRC
- STEEL <70 HRC

Ref.	d1	d2	d3	l1	l2	l3	z
414010200	1,0	6	-	40	-	1,5	4
414015200	1,5	6	-	40	-	2,2	4
414020200	2,0	6	1,9	40	6	3,0	4
414025200	2,5	6	2,4	40	6	4,0	4
414030200	3,0	6	2,9	45	7	4,0	4
414035200	3,5	6	3,3	45	9	5,0	4
414040200	4,0	6	3,8	45	9	5,0	4
414045200	4,5	6	4,3	45	10	6,0	4
414050200	5,0	6	4,8	50	11	6,0	4
414060200	6,0	6	5,8	50	14	7,0	4
414080200	8,0	8	7,8	60	18	9,0	4
414100200	10,0	10	9,7	75	25	12,0	4
414120200	12,0	12	11,7	75	30	15,0	4
414160200	16,0	16	15,7	90	38	18,0	4
414200200	20,0	20	19,7	100	45	24,0	4

Condiciones de corte | Cutting data pag. 154